

INDUSTRIAL DIESEL ENGINE

Kubota 03 Series (3-Cylinder)

D1803-M-DI-E3B



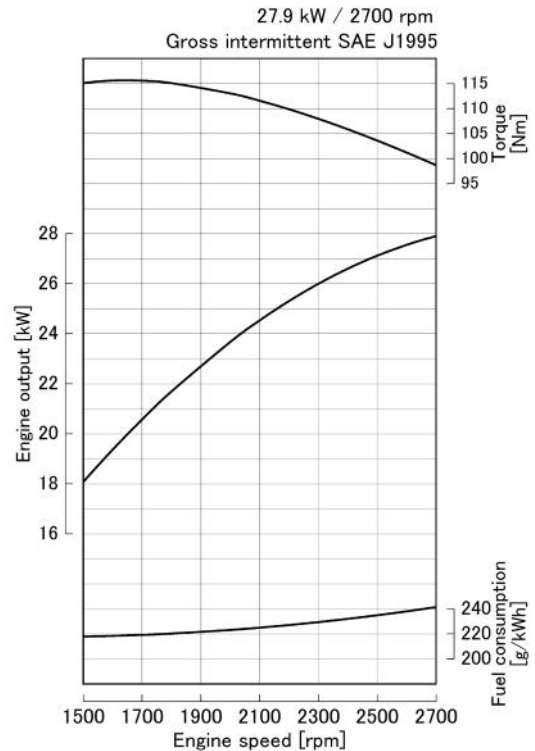
Rated Power

27.9 kW @ 2700 rpm



Photograph may show non-standard equipment.

Performance Curves



Features and Benefits

Emissions

The D1803-M engine complies with the EPA / CARB interim Tier 4 + EU Stage IIIA emissions regulations.

Durable Power

The Kubota 03-M Series is well known for its industrial applications. With numerous features such as a built-in solenoid, low fan position, and single-side serviceability, this engine provides excellent performance and flexibility.

The cooling water passages between the cylinder bores features Kubota's original casting technology as a countermeasure against the heat load caused by high power density, providing both superior endurance and reliable engine performance.

The D1803-M engine offers a seamless transition from EPA Tier 2 to Interim Tier 4 by maintaining the same footprint and hardware mounting points with minimal performance changes from Tier 2 engines.

Clean and Quiet Power

The fuel injection pressure has been increased to achieve lower particulate matter (PM) levels.

The half-float valve cover and MoS₂-coated pistons reduce noise levels compared to conventional diesel engines and decrease vibrations transmitted from the valve area, providing enhanced noise reduction.

Options

Kubota 03-M Series engines offer side power take-off (PTO) in response to the trend of the use of hydraulic control devices in industrial machines. A hydraulic pump can be installed at the two side PTO locations.

Indirect-Injection engines are also available.

For Earth, For Life

D1803-M-DI-E3B

Engine Specifications

Engine model		D1803-M-DI-E3B
Emission regulation		EPA/CARB interim Tier 4 level + EU Stage IIIA
Type		Vertical, water cooled 4-cycle diesel engine
Cylinders		3
Bore and stroke	mm (in)	87.0 x 102.4 (3.43 x 4.031)
Displacement	L (cu.in)	1.826 (111.4)
Aspiration		Naturally aspirated
Aftertreatment		-
Rated output / speed *1	kW (HP) / rpm	27.9 (37.4) / 2700
Maximum torque / speed *1	Nm (lb-ft) / rpm	115.6 (85.3) / 1600
Combustion system		Direct injection
Fuel system		In-line pump
Length x Width x Height *2 (without aftertreatment unit)	mm (in)	551 x 495 x 684 (21.7 x 19.5 x 26.9)
Length x Width x Height *3 (with aftertreatment unit)	mm (in)	-
Dry weight *3	kg (lbs)	151 (333)

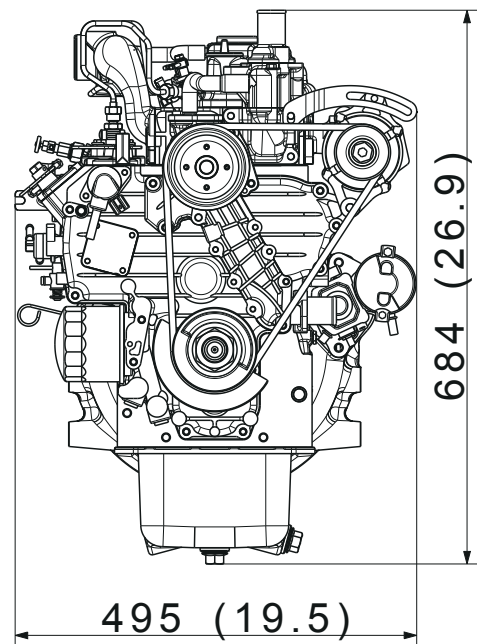
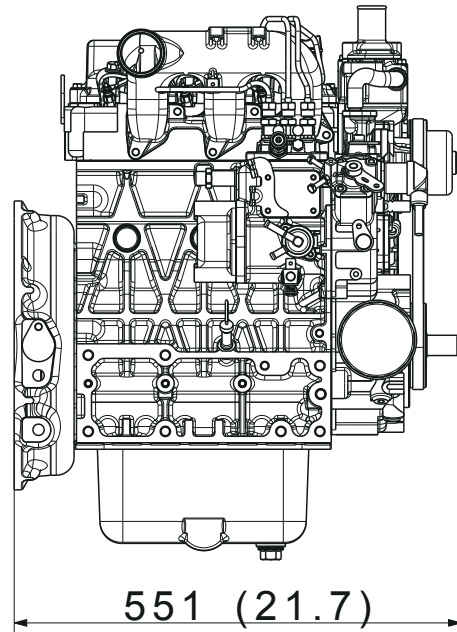
Specifications are subject to change without notice.
Dimensions and dry weight are according to Kubota's standard specification.
Dimensions and weight depend on completed specifications.

*1: SAE J1995 gross intermittent

*2: Exclude cooling fan and exclude aftertreatment unit

*3: Exclude cooling fan and include aftertreatment unit on engine

Dimensions



Kubota Corporation

2-47, Shikitsuhigashi 1-chome Naniwa-ku, Osaka, 556-8601 Japan

<https://global.engine.kubota.co.jp/en/>

ASP-D1803-M-DI-E3B1808-R1-I