

INDUSTRIAL DIESEL ENGINE


Kubota Super Mini Series (2-Cylinder)

Z482-E3B

EPA/CARB
TIER
4

Rated Power

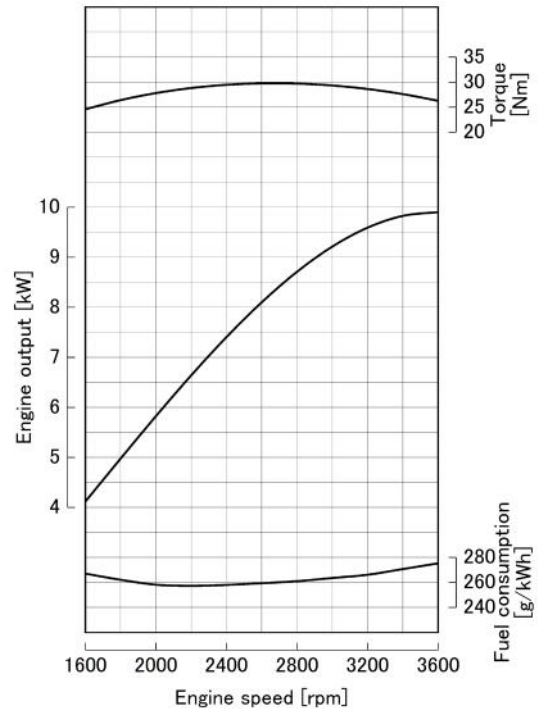
9.9 kW @ 3600 rpm



Photograph may show non-standard equipment.

Performance Curves

9.9 kW / 3600 rpm
Gross intermittent SAE J1995



Features and Benefits

Emissions

The Kubota Super Mini Series features compact multi-cylinder liquid cooled industrial diesel engines which comply with EPA / CARB Tier 4 emissions level.

Durable Power

The Kubota Super Mini Series has been chosen as a power source for a variety of applications. The Z482 engine offers a seamless transition from EPA Tier 2 to EPA Tier 4 by maintaining the same level of performance and physical characteristics.

Clean and Quiet Power

Kubota's original E-TVCS (Three Vortex Combustion System) has been further improved for cleaner emissions. The piston recess has been optimized to achieve lower particulate matter (PM) levels at an extremely small size. The half-float valve cover and MoS₂-coated pistons reduce noise levels and decrease vibrations transmitted from the valve area.

For Earth, For Life
Kubota

Z482-E3B

Engine Specifications

Engine model		Z482-E3B
Emission regulation		EPA/CARB Tier 4 level
Type		Vertical, water cooled 4-cycle diesel engine
Cylinders		2
Bore and stroke	mm (in)	67.0 x 68.0 (2.64 x 2.68)
Displacement	L (cu.in)	0.479 (29.23)
Aspiration		Naturally aspirated
Aftertreatment		-
Rated output / speed *1	kW (HP) / rpm	9.9 (13.3) / 3600
Maximum torque / speed *1	Nm (lb-ft) / rpm	29.7 (21.9) / 2600
Combustion system		Indirect injection
Fuel system		In-line pump
Length x Width x Height *2 (without aftertreatment unit)	mm (in)	338 x 386 x 564 (13.3 x 15.2 x 22.2)
Length x Width x Height *3 (with aftertreatment unit)	mm (in)	-
Dry weight *3	kg (lbs)	53 (117)

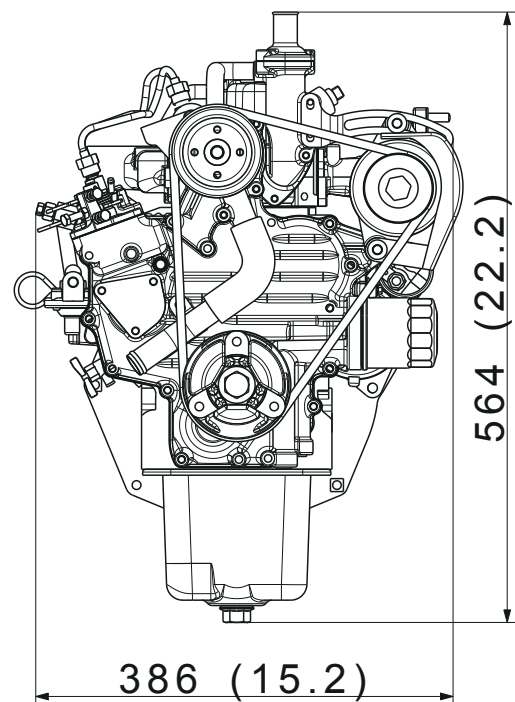
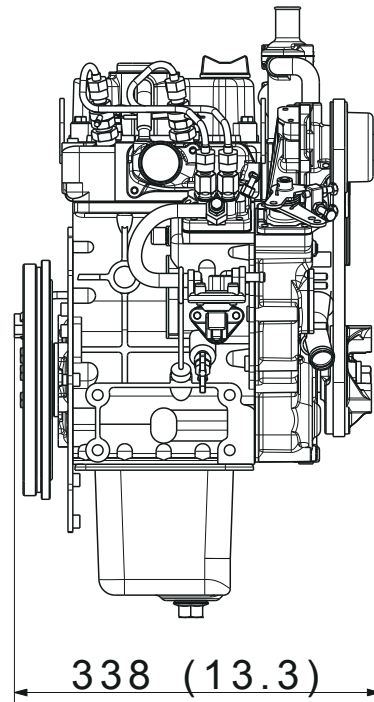
Specifications are subject to change without notice.
Dimensions and dry weight are according to Kubota's standard specification.
Dimensions and weight depend on completed specifications.

*1: SAE J1995 gross intermittent

*2: Exclude cooling fan and exclude aftertreatment unit

*3: Exclude cooling fan and include aftertreatment unit on engine

Dimensions



Kubota Corporation

2-47, Shikitsuhigashi 1-chome Naniwa-ku, Osaka, 556-8601 Japan

<https://global.engine.kubota.co.jp/en/>

ASP-Z482-E3B1808-R1-I